

# PLAY AREA SAFETY INSPECTION REPORT

Gosford and Water Eaton Parish Council

22 August 2016



RoSPA inspections are an independent safety assessment of the playground and equipment and are produced for  
RoSPA by

PlaySafety Limited  
The Old Barn  
Wicklesham Lodge  
Faringdon  
Oxon SN7 7PN

Tel: 01367 244600 - Fax: 01367 244112

E-mail: [info@rospaplaysafety.co.uk](mailto:info@rospaplaysafety.co.uk) Web Site: [www.rospa.com/playsafety](http://www.rospa.com/playsafety)

Clawson Hose And Harby Parish Council

Page 1



## PLAY AREA SAFETY INSPECTION REPORT


Site Owner : **Gosford and Water Eaton Parish Council**  
Site Name : Gosford and Water Eaton PC - Kidlington Play Area  
Date of Inspection : 22 August 2016  
Inspected by : Mila Yearley



The present overall risk rating for the play space is **MEDIUM**


If works and recommendations are undertaken the risk may be reduced.

Facilities				
<p>Litter Bins</p> <p>Risk Score : 2 Risk Level : Very Low</p>	<p>Bins</p>	<p>Finding : RoSPA recommends that litter bins should not be closer than 2 m from seats and gates (max of 3 m recommended)</p>  <p>Finding Date : 22/08/2016 Task : Monitor and check on a routine basis</p>	<p>Low</p>	<p>5</p>
<p>Seating - Benches</p> <p>Risk Score : 3 Risk Level : Very Low</p>	<p>Seating</p>	<p>Finding : Item - Broken</p>  <p>Finding Date : 22/08/2016 Notes : Planks missing, loose, and / or broken.</p>  <p>Task : Repair item</p>	<p>Low</p>	<p>5</p>
<p>Seating - Benches</p> <p>Risk Score : 3 Risk Level : Very Low</p>	<p>Seating</p>	<p>Finding : Projecting bolt thread</p>  <p>Finding Date : 22/08/2016 Notes : Underside.</p>	<p>Low</p>	<p>5</p>

		 <p>Task : Cut off and file down to remove sharp edges</p>		
--	--	--	--	--

**Perimeter**

<p>Fencing</p> <p>Risk Score : 5 Risk Level : Low</p>	Fencing	<p>Satisfactory</p> 		
---	---------	---	--	--

<p>Gate</p> <p>Risk Score : 4 Risk Level : Low</p>	Entrance	<p>Finding : Surface - Holes</p>  <p>Finding Date : 22/08/2016</p> <p>Notes : Holes in tarmac pavement by gate.</p>  <p>Task : Fill in holes</p>	Low	7
--	----------	--	-----	---

**Site**

<p>The Overall Site</p> <p>Risk Score : Risk Level :</p>	Site	<p>Finding : RoSPA recommend the provision of a minimum of two pedestrian gates to reduce the risk of intimidation and bullying</p> <p>Finding Date : 22/08/2016</p> <p>Task : Install a second gate</p>	Low	7
--	------	--	-----	---

<p>The Overall Site</p> <p>Risk Score : Risk Level :</p>	<p>Site</p>	<p>Finding : Dog Ban &amp; Ownership Signs recommended</p> <p>Finding Date : 22/08/2016 Task : (see <a href="http://www.rospa.com/leisuresafety/adviceandinformation/playsafety/signs.aspx">http://www.rospa.com/leisuresafety/adviceandinformation/playsafety/signs.aspx</a>)</p>	<p>Low</p>	<p>5</p>
<p><b>Surface</b></p>				
<p>General Surface</p> <p>Risk Score : 3 Risk Level : Very Low</p>	<p>General Surface</p>	<p>Satisfactory</p>		
<p><b>The overall risk for the ancillary items at the time of inspection:</b></p>			<p>Low</p>	<p>7</p>

‡ For Risk Score see Report Notes

**Agility Trail**



Risk Level : Low  
Risk Score : 6


**Equipment Standard Compliance**

The item meets with the requirements of the relevant standard where this may be tested on site without dismantling or destruction.

**Surfacing EN Compliance - Grass**

The surface meets with the requirements of the relevant standard where this may be tested on site without dismantling or destruction.

**Recommended Maintenance and Risk Assessment Evaluation**

<b>Comments, action or control required</b>		<b>Risk Level</b>	<b>Risk Score ‡</b>
<b>Equipment</b>			
Finding : Item - Parts Missing  Finding Date : 22/08/2016 Notes : Wobbly beam missing.		Low	4
			
Task : Replace missing part / component			
<b>Surfacing - Grass</b>			
No remedial maintenance work is required at this time.			
<b>The overall risk for this item at the time of inspection:</b> ‡ For Risk Score see Report Notes		Low	6



**Carousel**

Wicksteed Leisure Ltd



Risk Level : Low  
Risk Score : 6


**Equipment Standard Compliance**





The item fails to meet the requirement of the relevant standard.

**Surfacing EN Compliance - Rubber Tiles**

The surface meets with the requirements of the relevant standard where this may be tested on site without dismantling or destruction.

**Recommended Maintenance and Risk Assessment Evaluation**

Comments, action or control required		Risk Level	Risk Score ‡
<b>Equipment</b>			
Finding :	Entrapment - Finger	Medium	8
Finding Date :	22/08/2016		
Notes :	The holes in the platform from the missing vertical rails create finger entrapments.		
			
Task :	Eliminate entrapment potential		

<p>Finding : Item - Parts Missing</p> <p>Finding Date : 22/08/2016</p> <p>Notes : Missing seat rails and seats, leaving exposed sharp metal corners in the free space which could cause injury.</p>  	<p>Medium</p>	<p>12</p>
<p>Task : Replace missing parts</p> <p>Finding : Item - Rocking</p> <p>Finding Date : 22/08/2016</p> <p>Notes : Most of the vertical rails are loose.</p> 	<p>Low</p>	<p>6</p>
<p><b>Surfacing - Rubber Tiles</b></p>		
<p>Finding : Surface - Tiles - Gaps</p> <p>Finding Date : 22/08/2016</p> 	<p>Medium</p>	<p>10</p>
<p>Task : Close / fill gaps</p>		



<p>Finding : Algae growth on surface giving slippery conditions</p> <p>Finding Date : 22/08/2016</p>  <p>Task : Powerwashing is recommended. Care should be taken to ensure that the surface can sustain high pressure washing</p>	<p>Medium</p>	<p>8</p>
<p><b>The overall risk for this item at the time of inspection:</b> ‡ For Risk Score see Report Notes</p>	<p>Medium</p>	<p>12</p>

**Multiplay - Toddler**

Wicksteed Leisure Ltd

Approximate Installation Year : 1997



Risk Level : Low  
Risk Score : 5



**Equipment Standard Compliance**

The item meets with the requirements of the relevant standard where this may be tested on site without dismantling or destruction.

**Surfacing EN Compliance - Grass**

The surface meets with the requirements of the relevant standard where this may be tested on site without dismantling or destruction.

**Recommended Maintenance and Risk Assessment Evaluation**

Comments, action or control required		Risk Level	Risk Score ‡
<b>Equipment</b>			
Finding : Timber - Rotting  Finding Date : 22/08/2016 Notes : Bridge plank rotting.		Low	5
Task : Replace damaged wood  Finding : Item - Parts Missing  Finding Date : 22/08/2016 Notes : Fireman's pole missing.		Very Low	3
Task : Replace missing part / component			
<b>Surfacing - Grass</b>			
No remedial maintenance work is required at this time.			

<b>The overall risk for this item at the time of inspection:</b> ‡ For Risk Score see Report Notes	Low	5
---	-----	---

**Rocker - Elephant**

Wicksteed Leisure Ltd

Approximate Installation Year : 1997



Risk Level : Very Low

Risk Score : 3

**Equipment Standard Compliance**

The item fails to meet the requirement of the relevant standard.

**Surfacing EN Compliance - Matta Grass**

The surface meets with the requirements of the relevant standard where this may be tested on site without dismantling or destruction.

**Recommended Maintenance and Risk Assessment Evaluation**

<b>Comments, action or control required</b>	<b>Risk Level</b>	<b>Risk Score ‡</b>
<b>Equipment</b>		
Finding : Protruding handles/footrests	Very Low	3
Finding Date : 22/08/2016		
Task : No Action Required		
<b>Surfacing - Matta Grass</b>		
No remedial maintenance work is required at this time.		
<b>The overall risk for this item at the time of inspection:</b> ‡ For Risk Score see Report Notes	Very Low	3

**Rocker - Horse**

Wicksteed Leisure Ltd

Approximate Installation Year : 1997



Risk Level : Very Low

Risk Score : 3

**Equipment Standard Compliance**

The item fails to meet the requirement of the relevant standard.

**Surfacing EN Compliance - Matta Grass**

The surface meets with the requirements of the relevant standard where this may be tested on site without dismantling or destruction.

**Recommended Maintenance and Risk Assessment Evaluation**

<b>Comments, action or control required</b>	<b>Risk Level</b>	<b>Risk Score ‡</b>
<b>Equipment</b>		
Finding : Protruding handles/footrests	Very Low	3
Finding Date : 22/08/2016		
Task : No Action Required		
<b>Surfacing - Matta Grass</b>		
No remedial maintenance work is required at this time.		
<b>The overall risk for this item at the time of inspection:</b> ‡ For Risk Score see Report Notes	Very Low	3

**Rocker - Seesaw**

Wicksteed Leisure Ltd



Risk Level : Low  
Risk Score : 5

**Equipment Standard Compliance**

The item meets with the requirements of the relevant standard where this may be tested on site without dismantling or destruction.

**Surfacing EN Compliance - Rubber Tiles**

The surface meets with the requirements of the relevant standard where this may be tested on site without dismantling or destruction.

**Recommended Maintenance and Risk Assessment Evaluation**

Comments, action or control required		Risk Level	Risk Score ‡
<b>Equipment</b>			
Finding : Plastics / Fibre-glass - Cracks  Finding Date : 22/08/2016 Notes : Seats are cracked.    Task : Replace item	Low	4	
<b>Surfacing - Rubber Tiles</b>			
Finding : Algae growth on surface giving slippery conditions  Finding Date : 22/08/2016    Task : Powerwashing is recommended. Care should be taken to ensure that the surface can sustain high pressure washing	Low	5	



<p>Finding : Surface - Tiles - Gaps</p> <p>Finding Date : 22/08/2016</p>  <p>Task : Close / fill gaps</p>	<p>Medium</p>	<p>8</p>
<p><b>The overall risk for this item at the time of inspection:</b> ‡ For Risk Score see Report Notes</p>	<p>Medium</p>	<p>8</p>

**Rotator - Overhead**

Play & Leisure Ltd

Approximate Installation Year : 2013



Risk Level : Low

Risk Score : 7

**Equipment Standard Compliance**

The item meets with the requirements of the relevant standard where this may be tested on site without dismantling or destruction.

**Surfacing EN Compliance - Matta Grass**

The surface meets with the requirements of the relevant standard where this may be tested on site without dismantling or destruction.

**Recommended Maintenance and Risk Assessment Evaluation**

Comments, action or control required	Risk Level	Risk Score ‡
<b>Equipment</b> No remedial maintenance work is required at this time.		
<b>Surfacing - Matta Grass</b> No remedial maintenance work is required at this time.		
<b>The overall risk for this item at the time of inspection:</b> ‡ For Risk Score see Report Notes	Low	7

**Swing - Junior - 1 Bay 2 Seat**

Wicksteed Leisure Ltd

Approximate Installation Year : 1997



Risk Level : Low

Risk Score : 4



**Equipment Standard Compliance**

The item meets with the requirements of the relevant standard where this may be tested on site without dismantling or destruction.

**Surfacing EN Compliance - Rubber Tiles**

The surface meets with the requirements of the relevant standard where this may be tested on site without dismantling or destruction.

**Recommended Maintenance and Risk Assessment Evaluation**

Comments, action or control required		Risk Level	Risk Score ‡
<b>Equipment</b>			
Finding :	Possible wear in bushes	Low	5
Finding Date :	22/08/2016		
			
Task :	Remove shackle bolt and check bush and shackle pin wear, replacing if necessary		
Finding :	Dry bearings	Low	4
Finding Date :	22/08/2016		
Task :	Treat with oil, grease or silicon spray according to supplier's instructions		
<b>Surfacing - Rubber Tiles</b>			
Finding :	Algae growth on surface giving slippery conditions	Low	6
Finding Date :	22/08/2016		
			
Task :	Powerwashing is recommended. Care should be taken to ensure that the surface can sustain high pressure washing		

<p>Finding : Surface - Tiles - Gaps</p> <p>Finding Date : 22/08/2016</p>  <p>Task : Close / fill gaps</p>	<p>Low</p>	<p>5</p>
<p><b>The overall risk for this item at the time of inspection:</b> ‡ For Risk Score see Report Notes</p>	<p>Low</p>	<p>6</p>

**Swing - Toddler - 1 Bay 2 Seat**

Wicksteed Leisure Ltd



Risk Level : Very Low

Risk Score : 3

**Equipment Standard Compliance**


The item meets with the requirements of the relevant standard where this may be tested on site without dismantling or destruction.

**Surfacing EN Compliance - Rubber Tiles**

The surface meets with the requirements of the relevant standard where this may be tested on site without dismantling or destruction.

**Recommended Maintenance and Risk Assessment Evaluation**

Comments, action or control required		Risk Level	Risk Score ‡
<b>Equipment</b>			
Finding :	Dry bearings	Low	4
Finding Date :	22/08/2016		
Task :	Treat with oil, grease or silicon spray according to supplier's instructions		
Finding :	Possible wear in bushes	Low	5
Finding Date :	22/08/2016		
			
Task :	Remove shackle bolt and check bush and shackle pin wear, replacing if necessary		
<b>Surfacing - Rubber Tiles</b>			

<p>Finding : Surface - Tiles - Gaps</p> <p>Finding Date : 22/08/2016</p> <p>Notes : There is no need to remove the grass growing between the tiles as it fills some of the gaps.</p> <div style="text-align: center;">  </div> <p>Task : Close / fill gaps</p>	<p>Low</p>	<p>5</p>
<p><b>The overall risk for this item at the time of inspection:</b> ‡ For Risk Score see Report Notes</p>	<p>Low</p>	<p>5</p>



## REPORT NOTES

These notes form an integral part of the inspection report. Reading them may save you unnecessary expenditure.

1	<p>The equipment has been assessed, as relevant, in accordance with BS EN 1176:2008 "Playground Equipment", BS EN 15312 (Sports Areas) and BS EN 14974 (Wheeled Sports). No standard currently exists for fitness equipment and the report may indicate compliance with EN Standards. Where action is required for fitness items this will be indicated in the report.</p> <p>The BS EN1176:1998 was published on 1 January 1999 when existing standards were withdrawn and was revised in 2008. This means that some equipment or surfacing that previously met the old standard may now fail, and vice versa.</p> <p><b>This does not mean that equipment has suddenly become dangerous or that remedial action is required. Generally equipment that fails BS EN 1176:2008 but passed the previous standard BS EN 1176:1998 at time of installation should be considered safe (excluding any maintenance issues).</b></p> <p>Where there is a compliance failure, this is briefly noted and a risk assessment made of the failure. <b>Where we believe action is required this is indicated in more detail and identified as a medium or high risk.</b> (See paragraph 13). Where no action is indicated, in our opinion there is no practical economic action that can be taken and the risks do not justify removal of the item. The judgement whether to take action or not rests with the owner.</p> <p>Low risk items should be monitored and if accidents occur, remedial action will be required (There is no such thing as NO risk). RoSPA will continue to monitor these failures to comply and, if necessary, will indicate action on future annual reports.</p> <p><b>Standard compliance is not mandatory or retrospective</b></p>
2	<p>The Society's inspections cover :</p> <ul style="list-style-type: none"> <li>Site safety</li> <li>Suitability and conditions of ancillary items</li> <li>Standard compliance, suitability and condition of equipment</li> <li>Dimensional compliance, suitability and condition of surfacing</li> </ul> <p>RoSPA reports indicate the condition of the play area at the time of inspection. Subsequent events such as weather conditions, usage, or vandalism etc. may affect the condition of the play area. Routine inspections should be undertaken by the operator to monitor the effects of these.</p>
3	<p>Standard assessment is undertaken where appraisal may be made without dismantling or destruction.</p>
4	<p>RoSPA inspections are non-dismantling inspections. Where it is felt that removal of parts for assessment is required, this will be indicated. (See paragraph 13). It is not possible to check for internal corrosion/rot without dismantling the equipment.</p>
5	<p>Surfacing has been assessed solely in terms of the area covered and its condition or security. Tests for impact absorbency are available at an economic rate if required.</p>
6	<p>Where there is open water within easy walking distance of the play area it is recommended that a water safety report be commissioned (RoSPA can undertake this).</p>
7	<p>Where there are trees within falling distance of the play area it is recommended that a report on the integrity of the tree is obtained from a competent arboricultural expert (see <a href="http://www.trees.org.uk">www.trees.org.uk</a> for a list of qualified consultants)</p>
8	<p>Where no protective surface is provided with items which have a fall height in excess of 600mm, the installation of a protective surface should be considered. Such surfacing is not mandatory but does represent good practice. An information leaflet is available on the web site. It should be noted that BS EN 1176:2008 allows well-maintained grass for fall heights of up to 1.5 metres subject to risk assessment.</p>

9	Tarmac, concrete and other hard surfaces are allowable under equipment for fall heights up to 600 mm unless there is forced movement, in which case protective surfacing is recommended. Risk assessments should still be conducted to ensure hard surfaces are suitable for the intended users.
10	In addition to inspecting the equipment and surfacing, the inspection also looked at ancillary items and general design features where relevant to safety.
11	Wear to shackle pins and bushes on swings is difficult to detect on non-dismantling inspections. Checks are made to identify excessive movement in the 'D' shackle and where dry bearings are obvious. Whilst this action can often identify serious defects it does not preclude the possibility of shackle pin failure in rare circumstances. It is recommended that random inspection by removal of the 'D' shackle and pin is carried out as a regular maintenance feature in the site owner's work programme. Units with shackles pins over 2.5 metres in height can be difficult to check from ground level and it is recommended that the operator conducts a dismantling inspection of such fixtures.
12	It should be noted that this is a safety report, not a standard compliance report, and compliance/non compliance with EN1176 is normally indicated. However failures may not be mentioned where they are very minor, or of a technical nature, and have no noticeable effect on safety.
13	A risk assessment of faults and Standard failures is given in terms of low, medium and high. <b>As a general principle items marked as "low" only require monitoring.</b> Items marked as "medium" require appropriate action within resources and individual site assessment. <b>Items marked as "high" require urgent action.</b> In rare cases where an item is likely to result in major injury or death, the operator or appropriate representative will be notified from the site by telephone. This will be indicated on the report. RoSPA risk scores come in the following bands: 1 to 3 Very Low Risk 4 to 7 Low Risk 8 to 12 Medium Risk 13 to 20 High Risk 21+ Unacceptably High Risk Our report shows on the left the default, or intrinsic, risk of the item. Any faults or findings will have their risk shown on the right of the page. If the remedial works are carried out then the item will return to its default risk score.
14	There can be problems with assessing ground decay where synthetic surface has been installed. Similar problems may occur with sub-surface degradation. While RoSPA takes every care to check ground decay and corrosion in supports, this cannot be done fully without removal and destruction of the surface.
15	In order to provide economic reports, standard wording is used for most common standard/maintenance failures. RoSPA inspectors also work using previous year's reports (where available). <b>This may mean that where there have been few changes to the site, the current report may be similar to the previous year's report.</b>
16	Brief notes on EN 1176 are displayed at the end of the report.
17	The Disability Discrimination Acts 1995 and 2005 apply to play areas. There is a duty, where practicable, to make reasonable provision for equal opportunities for disabled people and a further duty on local authorities to promote access for disabled people. RoSPA can advise on this.
18	The RoSPA web site, <a href="http://www.rospa.com/playsafety">www.rospa.com/playsafety</a> gives the answers to the most frequently asked questions and may answer any queries that you have, alternatively E-mail us on <a href="mailto:queries@rospaplaysafety.co.uk">queries@rospaplaysafety.co.uk</a> . The web site also includes copies of all our information sheets in easily downloadable form.

The copyright in this report is shared between RoSPA and the report commissioner. The report commissioner is free to share the contents of this report, but it must be shared in full.

## INSURANCE NOTES

The HSE and the Courts state that where practical risks should be reduced to “an acceptable level”. It is worth noting that the courts are being reasonable robust regarding claims and RoSPA are aware of recent instances where the courts have not only thrown out speculative claims but have at the same time awarded costs against the claimant.

Successful litigation depends upon being able to prove negligence on behalf of the operator. Just because someone has an accident it does not mean that the operator was negligent. It could however be deemed that the failure of the operator to reduce risk to an acceptable level is negligence. Some items of equipment, by the very nature of the activity that takes place on them, are risked as being medium or high risk. This may well be deemed an acceptable level. For instance any sports facility (including Multi Use games areas etc) will normally be at least medium risk. This is because by playing sport there is always a risk of injury (torn ligaments, sprain injuries etc). Someone cannot successfully sue just because they get an injury. They have to prove that they got the injury as a result of the negligence of the site operator. Similarly Wheeled Sports (Skateboard etc) facilities, even in perfect condition, are high risk. This acknowledges that some “nasty” injuries occur when a skateboarder, for instance, tries a complex trick and gets it wrong with subsequent injury. The only time the operator could be held responsible is if the accident could be caused by their negligence and “getting a trick wrong” by the skateboarder is nothing to do with the operator

It should be appreciated that there is no such thing as “no risk”. There is a risk associated with everything we do and Low Risk is as low as you can get. Therefore as you cannot get lower than low risk, it is reasonable that remedial work on items indicated with low risk failures in this report *and where some remedial action is suggested* is only undertaken when resources are available. Very low cost work is recommended to be completed within 12 months but in all other circumstances a much longer time cycle is acceptable and in the case of equipment nearing the end of its useful working life any action may not be considered necessary.

The comments in the Introductory Notes to this report also cover, when read in conjunction with the above, medium and high risk and this includes recommended time scales *where RoSPA are recommending remedial work*.

Finally, Professor David Ball, an advisor to the HSE, has estimated that the risk of a life threatening injury on any form of play area is less than 1:30,000,000. The HSE consider that a 1:10,000,000 chance is negligible so the risk of any life threatening injury on an area where children and young people play is insignificant.

In spite of this, RoSPA recommend that all site operators carry a minimum of £5,000,000 public liability insurance for their own protection and that they undertake routine documented inspections of their own in addition to the annual RoSPA report .

## RoSPA WORLD WIDE

RoSPA Playsafety is the largest playground inspection service in the world with a presence on four continents . This provides a vast pool of expertise on play safety and the internal communication system is such that if, say, an inspector in Australia, finds a problem with a particular item of equipment, ALL RoSPA Playsafety inspectors throughout the world would be made aware of it, normally within 24 hours. RoSPA’s world wide experience and access to accident data means that the risks indicated are based on hard evidence. This means that your report is based on this world wide experience and expertise.

Details of some of the other RoSPA Playsafety Services are listed at the end of this report

## EN 1176 : GENERAL REQUIREMENTS

### Minimum Space Around Equipment and Zones

- \* This is intended to reduce the likelihood of collisions

### PROTECTION AGAINST INJURIES IN THE FREE SPACE

- \* No obstacles in the minimum space (other than structures to assist or safeguard the user)
- \* Traffic flows should not go through the minimum space

### PROTECTION AGAINST INJURIES IN THE FALLING SPACE

- \* Free height of fall should not exceed 3m
- \* No obstacles in the falling space
- \* Platforms with fall heights of more than 1m between them require surfacing

### PROTECTION AGAINST INJURIES DUE TO OTHER TYPES OF MOVEMENT

- \* No unexpected obstacles

### SURFACING SAFETY REQUIREMENTS

- \* Surfacing should have no sharp edges or protrusions
- \* Loose fills should be 200mm more than the depth required to meet the HIC reading (usually 100mm)
- \* Hard surfaces should only be used where the fall height is not over 600 mm and where there is no forced movement
- \* Testable Impact absorbing surfaces if falls over 600mm are possible. Topsoil or turf may be used up to 1.5 m

### DESIGN AND MANUFACTURE

- \* The equipment must be suitable for the user and risks should be identifiable by the child
- \* Accessibility: adults must be able to gain access to help children
- \* Grip requirements: permitted diameter 16 - 45mm (e.g. overhead bars)
- \* Grasp requirements: maximum diameter 60mm (e.g. handrails on steps)
- \* Easily accessible equipment has stricter requirements

### FINISHING

- \* Timber species and synthetics should be splinter resistant
- \* No protrusions or sharp edged components
- \* Bolts should not protrude by more than 8mm
- \* Corners, edges or projecting parts over 8mm should have a 3mm radius.
- \* No hard and sharp-edged parts (i.e. razor blade effect caused by sheet steel)
- \* No crushing or shearing points
- \* Connections should not come loose by themselves and should resist removal.
- \* Timber connections should not rely solely on screws or nails.
- \* Leaking lubricants should not stain or impair the safety of the equipment

### FIBRE ROPES

- \* Conform to EN 701 or 919 or have a material and load certificate
- \* Ropes used by hands shall have a soft, non-slip covering

### WIRE ROPES

- \* Non-rotating and corrosion resistant with no splayed wires outside the ferrule
- \* Wire connector clip threads should protrude less than 8mm
- \* Turnbuckles should be enclosed, have a loop at each end and be secured

### CHAINS

- \* Maximum opening of individual links: 8.6mm in any one direction.
- \* Connecting links between chains must be less than 8.6mm or over 12mm

### SWINGING SUSPENDED ROPES

- \* Not combined with swings in the same bay
- \* Less than 2m long: over 600mm from static parts; over 900mm from swinging parts
- \* 2m - 4m long: over 1000mm from anything \* Diameter: 25 - 45mm

### CLIMBING ROPES

- \* Anchored at both ends and movement less than 20% of rope length
- \* Single climbing rope diameter: 18 - 45mm (nets comply with Grip requirements)

### ENTRAPMENTS

- \* Entrapment: a place from which children cannot extricate themselves unaided

There are several probes: the Torso Probe, the Small Head Probe, the Large Head Probe, the Wedge (fish) Probe and the two Finger Rods. There is also a toggle test to reduce the dangers of clothing toggles being caught on slides, fireman's poles and roofs.

### BRIDGES

- \* The space between the flexible bridge and rigid sides should be not less than 230mm

### ENTRAPMENT OF FEET AND LEGS

- \* Inclined planes (not suspension bridges) less than 45° should have no gaps over 30mm
- \* There are no requirements for suspension bridge gaps other than the main entrapment requirements

### FINGER ENTRAPMENTS

These occur in: 1. gaps where child's movement may cause a finger to become stuck; 2. open-ended tubes; 3. moving gaps

- \* Tube ends should be securely enclosed and removable only with tools
- \* Moving gaps should not close to less than 12mm

### Barriers and Guard-rails

- \* Hand-rail: a rail to help the child balance
- \* Guard-rail: a rail to prevent children falling

- \* Barrier: a guard-rail with non-climbable in-fill

#### HAND-RAILS

- \* Where required they should be between 600 and 850mm above the standing surface

#### EASILY ACCESSIBLE EQUIPMENT

- \* Platforms over 600mm require a barrier with a minimum height of 700mm high + impact absorbing surfacing

#### EQUIPMENT THAT IS NOT EASILY ACCESSIBLE

- \* Platforms up to 1000mm: No barriers or guard-rails required + impact absorbing surface over
- \* Platforms 1000-2000mm: 600 - 850mm high guard-rail + impact absorbing surfacing
- \* Platforms 2000-3000mm: 700mm high barrier + impact absorbing surfacing
- \* No bars, infills or steps which can be used as steps. Tops should discourage standing or sitting

#### MEANS OF ACCESS

The main change in this area is that the probes should now be applied to accesses. All means of access should have no entrapments; be securely fixed; be level to  $\pm 30$  (ramps across width) and have a constant angle. It does not refer to agility equipment used as an access i.e. arched climbers, scramble nets. There are specific measurements for ladders, stairs and ramps.

#### SWINGS

The main changes relate to requirements for new types of swings, dimensions and surfacing areas.

#### REQUIREMENTS

- \* No all rigid suspension members (i.e. solid bar top to bottom)
- \* Design should be principally for use by seated children (RoSPA interpretation)
- \* Two seats per bay maximum. Cradle and flat seats can be mixed in the same bay, but ensure this is suitable
- \* Some types of swings have slightly different requirements. Information should be obtained from the supplier
- \* Single points swing chains should not twist round each other
- \* Single point swings require a secondary bearing support mechanism if the bearing is not designed for swings

#### DIMENSIONS

- \* Minimum ground clearance at rest: 350mm (400mm for single point swings and tyres)
- \* No maximum seat surface height but RoSPA recommends a max. height of 635mm for cradles and flat seats
- \* Distance between seat and frame: 20% of swing suspension + 200mm
- \* Distance between seats: 20% of the swing suspension + 300mm
- \* Pivot splay (separation distance) at crossbar: width between seat fixings plus 5% of swing suspension length (20% for contact swings)

#### SITING

- \* Swing sets for young children should be separated from those for older children and sited to avoid cross traffic

#### SURFACING REQUIREMENTS

##### Forward and Back

- \* Different areas for synthetic and loose-fill surfaces in a box or pit. Measurements each way are:
  1. synthetic:  $.867 \times \text{length of suspension member} + 1.75\text{m} + 0.50\text{m}$  clear space
  2. loose-fill:  $.867 \times \text{length of suspension member} + 2.25\text{m} + 0.50\text{m}$  clear space

##### Side width

- \* Seat width no greater than 500mm: 1.75m minimum (i.e. 0.875m each way from seat centre)
- \* Areas for two seats in one bay may overlap providing the distance between seats is correct

##### Single point swings

- \* Circular area with a radius equal to the Forward and Backward figure for other swings

#### SLIDES

#### SAFETY REQUIREMENTS

- \* Free-standing slides: the max. vertical height which a stairway can reach without a change of direction is 2.5m.
- \* Starting section at the top of each chute: length 350mm minimum, zero to 50 downwards at the centre line. **N.B.** This can be the platform if the slide is attached to it
- \* If the starting section is over 400mm long, platform requirements apply
- \* From a platform, the gap to the slide is the same width as the slide
- \* Attachment slides over 1m free fall height should have starting section barriers 500mm min. high at one point
- \* Attachment slides over 1m FFH should have a guard-rail across the entrance at a ht. of between 600-900mm

##### Sliding sections

- \* Maximum angle: 60° at any one point and an average of 40°
- \* The width of open and straight slides over 1500mm long should be less than 700mm or greater than 950mm
- \* Spiral or curved slides should have a width less than 700mm

#### RUN-OUTS

- \* Run-outs of at least 300mm are required if the sliding section is under 1.5m long.
- \* Additional requirements are required for different types of slides
- \* Average angle of run-outs: type 1 is 100°, type 2 is 50° (both downwards)
- \* Height of run-out: Less than 1.5m sliding length: max. 200mm. Greater than 1.5m sliding length: max. 350mm
- \* Users should come to a stop on the run-out section (type 2 only)
- \* Chutes should have a side height related to the fall height:
  - 1.2m: 100mm minimum
  - 1.2m - 2.5m: 150mm minimum
  - Over 2.5m: 500mm minimum
- \* Maximum side angle from slide bed: 30°
- \* Tops of sides should be rounded or radiused to at least 3mm
- \* Tunnel slides should be a minimum 750mm high and 750mm wide
- \* Tunnels should start on or at the end of the starting section and be continuous over the sliding section only

## SURFACING REQUIREMENTS

Normal distances except for the run-out which should be:

- \* *Type 1*: 1m each side and 2m beyond
- \* *Type 2*: 1m each side and 1m beyond

## CABLE RUNWAYS

### SAFETY REQUIREMENTS

- \* Stop at end should progressively slow down the traveller
- \* Traveller should not be removable except with tools
- \* No access to internal mechanism
- \* Suspension mechanism: flexible, exclude risk of strangulation or be at least 2m above the ground in the middle
- \* Where children hang by the hands, the grip should not be enclosed (e.g. a loop)
- \* Climbing should be discouraged onto the grip
- \* Children should be able to get off the seat at any time (i.e. no loops or straps)
- \* Maximum loaded (1 x 130 kg adult) speed is 7m per second
- If two cables are placed parallel the min. distance between them is 2m

### IMPACT AREAS

- \* 2m either side of main cable

## ROTATING ITEMS

**NOTE:** Rotating items under 500mm diameter are excluded from these requirements

### SAFETY REQUIREMENTS

- \* Maximum free height of fall: 1000mm (For overhead items: 1500 - 3000mm)
- \* Hand grips should be between 16 - 45mm

### SPECIFIC REQUIREMENTS

There are specific requirements for different types of roundabout. The two most common ones are:

*Platform roundabouts:*

- \* Platforms should be circular and enclosed
- \* All parts should revolve in the same direction
- \* No super-structure over the edge of the platform
- \* Mechanism should be enclosed
- \* Height between underside and ground 60 - 110mm for 300mm inwards, then at least 60 mm for the remainder
- \* Protective skirts should be of rigid material and have no burrs or other defects
- \* The bottom edge should be flared towards the inside or protected

*Giant revolving discs*

- \* Clearance of underside at lowest point: 300mm
- \* Max. platform height: 1m
- \* Free space: 3m
- \* Upper surface should be continuous, smooth and with no handles or grips
- \* Underside should be continuous, smooth and without any radial variations (i.e. spokes) or indentations

### MINIMUM SPACE

- \* Free space: Horizontal: 2m all round
- \* Vertical head clearance from platform: sitting 1.5m ; standing 1.8m
- \* Small rotating items under 500mm diameter are excluded but RoSPA suggests as for rocking items

### SURFACING REQUIREMENTS

- \* There are no special extra requirements for surfacing areas
- \* Surfaces should be continuous underneath and level

## ROCKING ITEMS

### DEFINITIONS

- \* Rocking equipment which can be moved by the user and is supported from below
- \* Damping: any movement restricting device. (N.B. Springs are treated as self-damping)

### SAFETY REQUIREMENTS

- \* Throughout the range of movement gaps in all accessible joints should be under 12mm
- \* Progressive restraint at extremity of movement is required
- \* Foot rests should be provided where the ground clearance is less than 230mm
- \* Hand grips should be provided for each seat or standing position
- \* Foot rests and hand grips should be firmly fixed and non-rotating
- \* Hand grip diameter: 16 - 45mm (for toddler items: 30mm maximum)
- \* Right-angled corners on moving equipment should be 20mm radius min. (i.e. a bird's beak)

### MINIMUM SPACE

- \* 1000mm between items at maximum movement.

### SURFACING REQUIREMENTS

There are no special extra requirements for surfacing areas



## INSTALLATION, INSPECTION, MAINTENANCE AND OPERATION

### SAFETY

- \* Appropriate safety systems must be established by the operator
- \* No access should be allowed to unsafe equipment or areas
- \* Records should be kept by the playground operator
- \* Effectiveness of safety measures should be assessed annually
- \* Signs should be provided giving owner details and emergency service contact points
- \* Entrances for emergency services should be freely accessible
- \* Information on accidents should be kept (RoSPA has a suitable form)
- \* Staff and users should be safe during maintenance operations

### INSPECTION

- \* Manufacturers will recommend the inspection frequency although some sites may need a daily check

#### *Frequency*

Routine visual inspections: identification of hazards from vandalism, use or weather conditions ( RoSPA recommends a recorded daily or weekly inspection)

Operational inspection: every 1-3 months or as recommended. Checks operation, stability, wear etc.

Annual main inspection: checks long-term levels of safety

- \* An inspection schedule should be prepared for each playground, listing components and methods
- \* Appropriate action should be taken if defects are noted

### ROUTINE MAINTENANCE

- \* Basic routine maintenance details should be supplied by the manufacturer

### CORRECTIVE MAINTENANCE

- \* This covers remedial work and repairs as required
- \* Alterations should only be carried out after consultation & agreement with the supplier or a competent person

**RoSPA provide a range of services. These include:**

1. Annual inspections of
  - \* Outdoor Play Areas
  - \* Indoor soft play facilities
  - \* Wheeled sports facilities (Skateboard, BMX etc)
  - \* Multi Sports Areas
  - \* Teenage areas
  - \* Village Ponds
  - \* Playing Fields
2. Post Installation Inspections of the above
3. Risk assessments of all the above
4. Individual site check lists
5. Play Value assessment of play areas
6. Access assessment under the requirements of the Disability Discrimination Act.
7. Full field surveys (whole playing fields)
8. Impact testing of surfaces
9. Advance checking of site plans
10. Staff training and training courses
11. Accident investigations and legal reports
12. Publications of play safety

For details of any of the above, or to enquire about other RoSPA services please contact us on:

Tel: 01367 244600  
Fax: 01367 244112  
Email: [info@rospaplaysafety.co.uk](mailto:info@rospaplaysafety.co.uk)

or write to:

Playsafety Ltd (RoSPA)  
The Old Barn  
Wicklesham Lodge  
Faringdon  
SN7 7PN  
United Kingdom

Tel: +44 (0)1367 244600 Fax: +44 (0)1367 244112  
Email: [info@rospaplaysafety.co.uk](mailto:info@rospaplaysafety.co.uk) Web: [www.rospa.com/playsafety](http://www.rospa.com/playsafety)